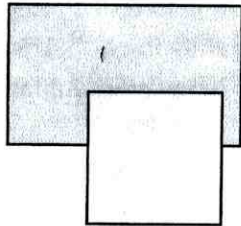

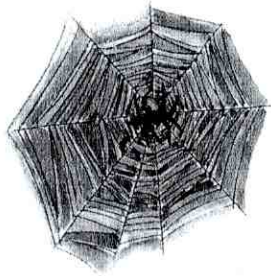





CLASSROOM ENGLISH

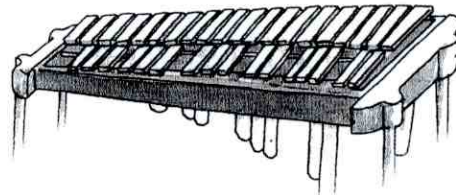
Could you speak slower?
Could you speak louder?
Please say that again.
Once more, please.
Excuse me, would you say that again?
Could you repeat that?



What did you say? I didn't hear you.
Do you understand me?
Sorry, I don't understand.
I'm sorry. I don't know.
Can you give me a hint?

May I ask a question?
What's the meaning of a *piece of cake*?
What is a *cobweb*?
What does *that* mean?
Is a *square* the same as a *rectangle*?

Which is correct, *Dave lives on LA* or *Dave lives in LA*?
What's the difference between *look* and *see*?
How do you say that in English?
How do you spell it? It's x-y-l-o-p-h-o-n-e.
How do you pronounce *this* word?



UNIT 1 What's Your Name?



Listen and repeat.

A. 1 2 3 4 5 6 7 8 9 10 11 12 13 14 15 16
17 18 19 20 30 40 50 60 70 80 90 100 125 135 150
160 175 195 200 300 400 500 600 700 800 900 1,000 1,500 1,750 2,595

12 20 13 30 14 40 15 50 16 60 17 70
18 80 19 90 967 1,066 1,492 1,616 1,776 1,812 1,969 2,001

B. A B C D E F G H I J K L M N O P Q R S T U V W X Y Z


CONVERSATIONS



Listen and practice.

A. Clerk: Next, please. What's your name?
Yolanda: Yolanda Fuentes.
Clerk: How do you spell your first name?
Yolanda: Y-O-L-A-N-D-A.
Clerk: And your last name?
Yolanda: F-U-E-N-T-E-S.

B. Clerk: What's your student number?
Yolanda: SR 97865.
Clerk: Is that SR 97856?
Yolanda: No, it's SR 97865.
Clerk: And your telephone number?
Yolanda: (914) 453-7639.
Clerk: Thank you. Next?



UNIT 1

LISTEN



A. Listen and circle the numbers you hear.

- | | | | | | |
|--------|-----|----------|------|----------|------|
| 1. 13 | 30 | 9. 17 | 70 | 17. 1115 | 1150 |
| 2. 125 | 135 | 10. 313 | 333 | 18. 4874 | 4884 |
| 3. 445 | 454 | 11. 660 | 616 | 19. 7456 | 7546 |
| 4. 733 | 743 | 12. 904 | 994 | 20. 4545 | 5545 |
| 5. 15 | 50 | 13. 1040 | 1004 | 21. 2235 | 2245 |
| 6. 286 | 288 | 14. 3513 | 3530 | 22. 5332 | 5352 |
| 7. 546 | 556 | 15. 6565 | 6575 | 23. 8743 | 8763 |
| 8. 878 | 868 | 16. 7943 | 7833 | 24. 9995 | 9595 |

B. Listen and circle the letters you hear.

- | | | | | | |
|--------|-----|--------|-----|--------|-----|
| 1. NRP | MRP | 4. BDG | DGB | 7. FVD | FDV |
| 2. BLT | DLT | 5. VWX | WVX | 8. VMW | BMW |
| 3. TSK | TKS | 6. KPG | KFC | 9. NLF | MLF |



LISTEN AND UNDERSTAND



Listen and circle what you hear.

- | | | |
|---------------------|---------------------|-------------|
| 1. a. RADIO KRAJ | b. 8 a.m. - 10 a.m. | c. 94.5 |
| RADIO KJAK | 9 a.m. - 10 p.m. | 93.5 |
| RADIO KJAY | 8 p.m. - 10 p.m. | 95.4 |
| 2. a. Al's Pizzas | b. 765-1812 | c. Anyone |
| Hal's Pizzas | 755-2812 | Anywhere |
| Al's Peaches | 675-0812 | Anytime |
| 3. a. Ken's Karaoke | b. 433 North Street | c. 545-0404 |
| Kim's Caraway | 423 Norse Street | 505-4040 |
| Kim's Karaoke | 423 Nord Street | 525-0404 |

PAIRWORK STUDENT A



Speak, Listen and Spell.

Take turns. You begin lines 1, 2, 3, and 7. Student B continues. Then Student B begins lines 4, 5, 6, and 8, and you continue. Write what Student B says.

- one *two* three *four* five _____ nine _____ seven _____
- 11 _____ 13 _____ 33 _____ 55 _____ 79 _____ 93 _____
- 123 _____ 987 _____ 545 _____ 711 _____ 937 _____ 333 _____
- _____ PFE _____ KLJ _____ RQV _____ WED _____
- _____ END _____ CAR _____ PAD _____ CAT _____
- _____ GIRL _____ HIGH _____ MAP _____ NO _____
- SEE _____ PIG _____ ADD _____ HAT _____ TWO _____ SEW _____
- _____ SOLE _____ THEIR _____ PEAR _____ MAID _____



Read, Listen and Write.

You ask Student B these questions. Listen. Write Student B's answers on the lines. Then Student B asks you questions.

A: What's your first name? How do you spell it?

B: _____

A: What's your last name? How do you spell it?


B: _____

A: What's your address?

B: _____

A: What's your telephone number?

B: _____



PAIRWORK STUDENT B



Speak, Listen and Spell.

Take turns. Student A begins lines 1, 2, 3, and 7, and you follow. Then you begin lines 4, 5, 6, and 8, and Student A follows. Write what Student A says.

1. one two _____ four _____ ten _____ eight _____ six
2. _____ 12 _____ 24 _____ 42 _____ 64 _____ 84 _____ 124
3. _____ 456 _____ 786 _____ 624 _____ 828 _____ 972 _____
4. ABC _____ GUI _____ MON _____ TUE _____ ZYX
5. TOP _____ BOX _____ KEY _____ SAT _____ DOG
6. BOY _____ LOW _____ ROAD _____ YES _____
7. _____ SHE _____ BIG _____ AND _____ PAT _____ TOO _____ SO
8. SOUL _____ THERE _____ PAIR _____ MADE _____



Read, Listen and Write.

Student A asks you questions. Answer the questions. Then ask Student A these questions. Listen. Write Student A's answers on the lines.

A: What's your first name? How do you spell it?

B: _____

A: What's your last name? How do you spell it?


B: _____

A: What's your address?

B: _____

A: What's your telephone number?

B: _____

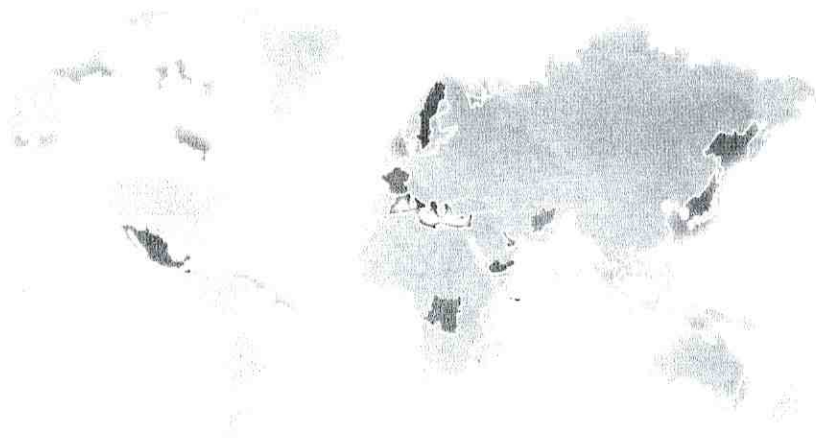


PRONUNCIATION

Vocabulary

Here are the names of some countries in English. Look at the first letter of each name and listen to the sounds. Then repeat.

Afghanistan	France	Korea	Peru	Uganda
Brazil	Guatemala	Liberia	Qatar	Vietnam
Canada	Holland	Mexico	Rwanda	Western Samoa
Denmark	India	New Zealand	Sweden	Yemen
El Salvador	Japan	Oman	Turkey	Zaire



Do you know all of these countries? Can you find them on the map?

SOUND

Listen to these people. They give their names and say where they are from and what they do. How does each language sound to you: soft, hard, fast, slow or loud. Compare your ideas with a partner.



1. Dave
USA



2. Ji-Sook
Korea



3. Jose
Mexico



4. Yuki
Japan



5. Michelle
Haiti



6. Mei-ling
China

RHYTHM

English speakers stress the words that tell important information. Try the next chant. (A chant is like a song without a tune.) Listen and repeat.

What's your name?
I'm Paul.

What's your name?
I'm Paul.

What's your name?
I'm Mika.

What's your name?
I'm Mika.

Now practice the chant with your name and your partner's name.



CHALLENGE

A. Work in groups. Introduce yourselves around the group.

Student A: My name is *Jorge* and I like *soccer*.
Student B: His name is *Jorge* and he likes *soccer*.
My name is *Mika* and I like *singing*.
Student C: His name is *Jorge* and he likes *soccer*.
Her name is *Mika* and she likes *singing*.
My name is _____ and I like _____

B. Now write the names and likes of your classmates.

1. *Nana likes eating ice cream.*
2. _____
3. _____
4. _____
5. _____
6. _____
7. _____
8. _____

